

elmass® Outils de Brochage

Type 24 Standard Métrique

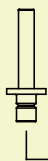
Alésages Ø 24 à 50 mm

Rainures Larg. 8 à 14 mm

Rainures Long. Max. 150 mm

24.2 Porte-outil

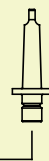
Rond
Ø25



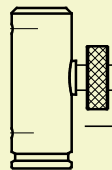
Carré
25x25



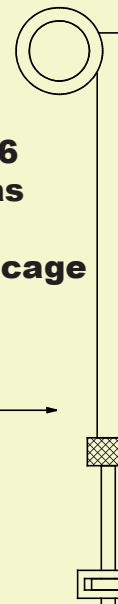
CM 2




24.1 Corps principal



24.6 Bras de Blocage



24.14 Tige d'avance

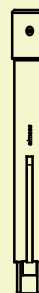


24.3 Portes-couteau

Porte-couteau
Carré 08/08



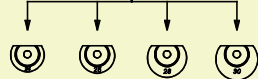
Porte-couteau
Carré 10/10



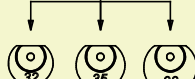
Porte-couteau
Carré 14/14



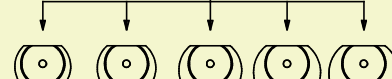
24.5 Douilles guides



Ø24 Ø25 Ø28 Ø30



Ø32 Ø35 Ø38



Ø40 Ø42 Ø45 Ø48 Ø50

24.4 Couteaux



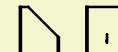
08/08-08



10/10-10



14/14-12



14/14-14

24.9 Coffret

Le coffret en bois est composé d'un corps principal, 1 porte-outil Ø25, 1 porte-outil 25/25, 1 porte-outil CM 2, 3 portes-outil, 12 douilles guides, 1 jeu de couteaux avec angle de coupe de 12° et 2 jeux à 20°. Les tolérances standard des couteaux sont soit P9 ou JS9 ou H9